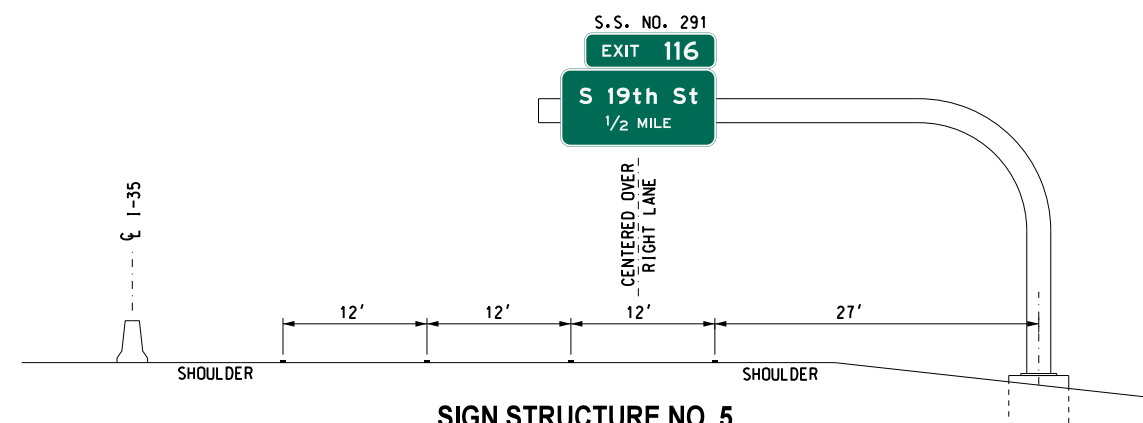
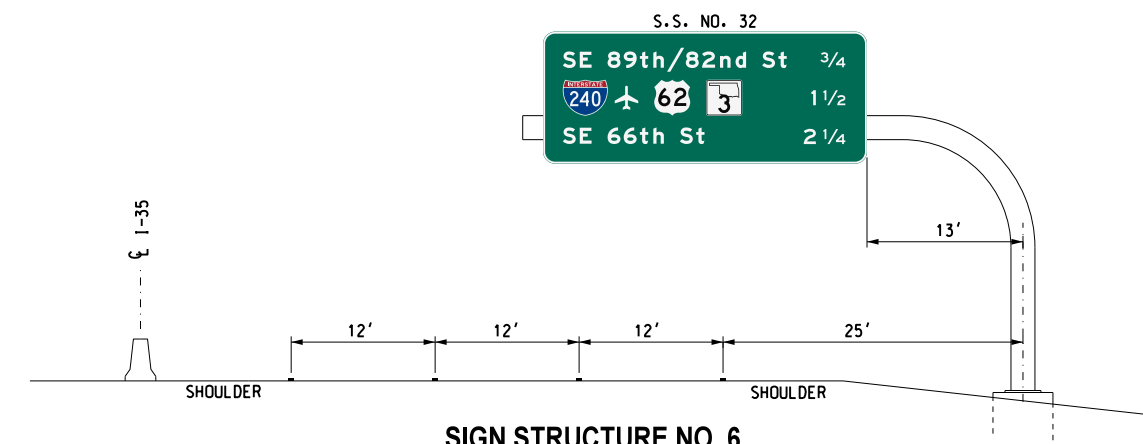


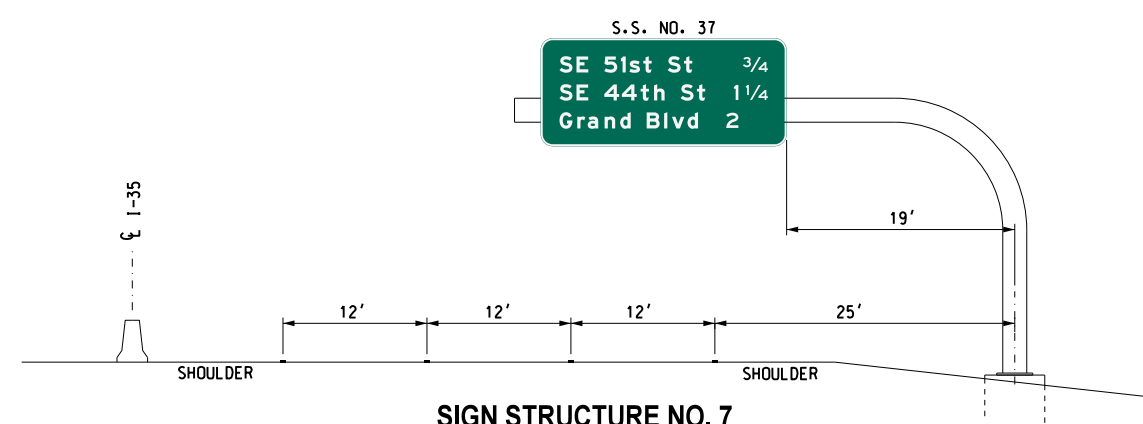
REVISIONS		
NO.	DESCRIPTION	DATE



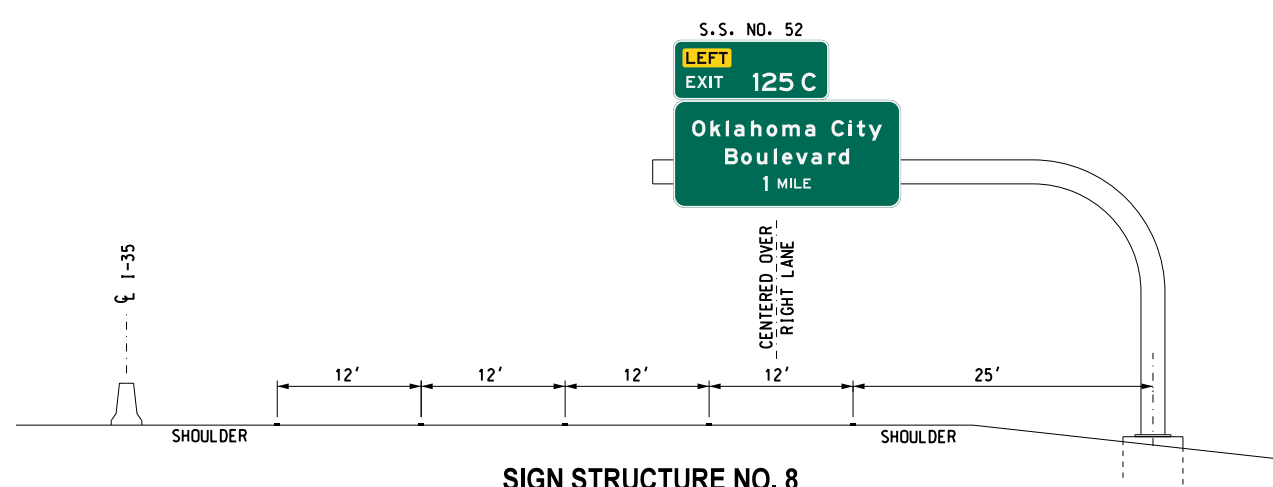
SIGN STRUCTURE NO. 5
TYPE "C" MONOTUBE
I-35 SOUTH BOUND
APPROX. MILE MARKER 117+1841
(117.50 S.F.)



SIGN STRUCTURE NO. 6
TYPE "C" MONOTUBE
I-35 NORTH BOUND
APPROX. MILE MARKER 119+3925
(297.00 S.F.)



SIGN STRUCTURE NO. 7
TYPE "C" MONOTUBE
I-35 NORTH BOUND
APPROX. MILE MARKER 122+1380
(184.50 S.F.)



SIGN STRUCTURE NO. 8
TYPE "C" MONOTUBE
I-35 NORTH BOUND
APPROX. MILE MARKER 125+1870
(236.00 S.F.)

09/14/17 G:\0\Projects\T-2598 I-35 Signing Project - EC-888B.Task\VCAD\101-32625(04)-SIGN STR DETAILS.dgn

Design	SDH	09/14/17
Drawn	CCC	09/14/17
TEC A CLEAR DIRECTION		

SIGN STRUCTURE DETAILS
(2 OF 5)